


Lights, camera, action... the super-fast world of droplet dynamics

25 February 2020



Images 1 and 2 were taken with two cameras operating at up to 25,000 frames a second. The images show what was happening from underneath the droplets and to the side. The sequence starts on the left, immediately after one droplet spreads into the other. A surface jet forms with one droplet appearing to move across the other (after around 12 milliseconds) and to mix in the process. But the droplets are not mixing. The camera to the side reveals that one of the droplet is just sitting on the other. They have not mixed because of their respective surface tensions. Credit: University of Leeds

Cameras shooting up to 25,000 frames a second have been used to capture the moment two droplets of liquid come together and mix—and it is opening up research into new applications for 3-D printing.


With one of the colour cameras positioned below the droplets and the other to the side, the synchronised system was able to record the moment one of the droplets passed over the other, creating a surface jet that formed less than 15 milliseconds—that is 15 thousandths of a second—after they coalesced.

Thomas Sykes, a Ph.D. researcher at the University of Leeds and lead author of the study, said the use of high-speed imaging has provided a fresh insight into the complex way droplets behave when they interact, a branch of science known as [fluid dynamics](#).

Mr Sykes, who is part of both the Engineering and Physical Sciences Research Council (EPSRC) Centre for Doctoral Training in Fluid Dynamics at Leeds and the Leeds Institute for Fluid Dynamics,

said: "The chemistry behind emerging 3-D-printing technologies involves having chemicals deposited onto a surface. We often need those chemicals to be positioned in a highly specific way, for example we may want the droplets to lie side by side or for one droplet to rest on another.

"On other occasions we want them to mix completely, to produce a desired reaction to 3-D print more complex structures."



Images 1 and 2 were taken with two cameras operating at up to 25,000 frames a second. The images show what was happening from underneath the droplets and to the side. The sequence starts on the left, immediately after one droplet spreads into the other. A surface jet forms with one droplet appearing to move across the other (after around 12 milliseconds) and to mix in the process. But the droplets are not mixing. The camera to the side reveals that one of the droplet is just sitting on the other. They have not mixed because of their respective surface tensions. Credit: University of Leeds

To get the desired droplet behaviour, scientists have tried to alter the surface tension of the droplets, making it easier for them to mix or to remain separate. But how to make that happen in the printing process is poorly understood.

In the study, the use of two synchronised cameras allowed scientists to see what was happening both on the surface and inside the droplets and to make a better assessment of mixing.

Dr. Alfonso Castrejón-Pita, an Associate Professor and co-author of the study based at the University of Oxford, added: "In the past, there have been instances when two droplets impact and you were

left wondering whether they have mixed or has one droplet just passed over the other. Having two cameras record the droplet interaction from different viewpoints answers that question."

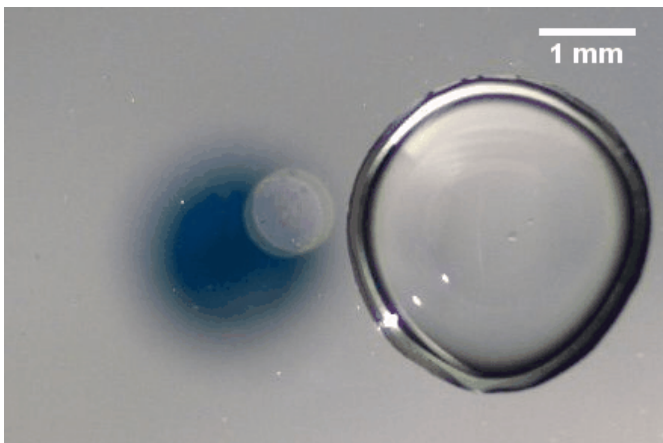
The study is a collaboration between researchers at the University of Leeds, University of Oxford and Queen Mary University of London and the findings have been published in the journal *Physical Review Fluids*.

and lead supervisor of the project, said: "The imaging techniques developed have opened-up a new window on droplet technology."

"We were able to expose the internal flows, whilst imaging at a sufficient speed to capture the fast dynamics. This experimental setup allows us to visualise how, by altering the surface tension of the [droplets](#), we can alter their behaviour."

More information: Thomas C. Sykes et al. Surface jets and internal mixing during the coalescence of impacting and sessile droplets. *Phys. Rev. Fluids* 5, 023602 – Published 24 February 2020 [DOI: 10.1103/PhysRevFluids.5.023602](#)

Provided by University of Leeds



The image is a GIF showing the droplet interaction from underneath. Credit: University of Leeds

Future trends in 3-D printing

3-D printing, also known as additive manufacturing, is an [emerging technology](#) that has its roots in computer printing. Instead of ink being put down on a page, 3-D printers deposit chemicals in layers to build an object, often from a computer-aided design system.

Scientists hope to extend the range and type of products that can be manufactured by 3-D printing, for example, high-precision "scaffolds" for tissue engineering in the laboratory, on which human tissue can be grown. But significant advances in the technology requires a clearer understanding of the way chemicals react when they are deposited by a 3-D printer.

Dr. Mark Wilson, an Associate Professor at Leeds

APA citation: Lights, camera, action... the super-fast world of droplet dynamics (2020, February 25) retrieved 27 October 2021 from <https://phys.org/news/2020-02-camera-action-super-fast-world-droplet.html>

This document is subject to copyright. Apart from any fair dealing for the purpose of private study or research, no part may be reproduced without the written permission. The content is provided for information purposes only.