

When electric fields make spins swirl

14 November 2018

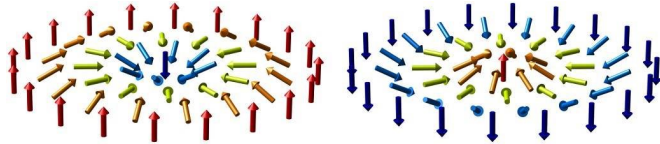


Figure 1: Graphical representation of magnetic skyrmions. While ferromagnets have their spins (magnetic moments, represented as arrows) aligned uniformly in a parallel fashion, magnetic skyrmions are formed by spins arranged in a whirl shape.

We are reaching the limits of silicon capabilities in terms of data storage density and speed of memory devices. One of the potential next-generation data storage elements is the magnetic skyrmion. A team at the Center for Correlated Electron Systems, within the Institute for Basic Science (IBS, South Korea), in collaboration with the University of Science and Technology of China, have reported the discovery of small and ferroelectrically tunable skyrmions. Published in *Nature Materials*, this work introduces new compelling advantages that bring skyrmion research a step closer to application.

It is envisioned that storing memory on skyrmions—stable magnetic perturbations of whirling spins (magnetic moments) - would be faster to read and write, consume less energy, and generate less heat than the currently used magnetic tunnel junctions. In future memory and [logic devices](#), 1 and 0 bits would correspond to the existence and non-existence of a magnetic [skyrmion](#), respectively. Although numerous skyrmion systems have been discovered in laboratories, it is still very challenging to produce controllable, nanometer-sized skyrmions for our technology needs.

In this study, the researchers found out that skyrmions with a diameter smaller than 100 nanometers spontaneously form in ultrathin

material, consisting of a [layer](#) of barium titanate (BaTiO_3) and a layer of strontium ruthenate (SrRuO_3). Below 160 Kelvin (-113 Celsius), SrRuO_3 is ferromagnetic, meaning that its spins are aligned uniformly in a parallel fashion. When the two layers are overlaid, however, a special magnetic interaction swirls SrRuO_3 's spins, generating magnetic skyrmions. Such peculiar magnetic structure was detected below 80 Kelvin (-193 Celsius) by using [magnetic force microscopy](#) and Hall measurements.

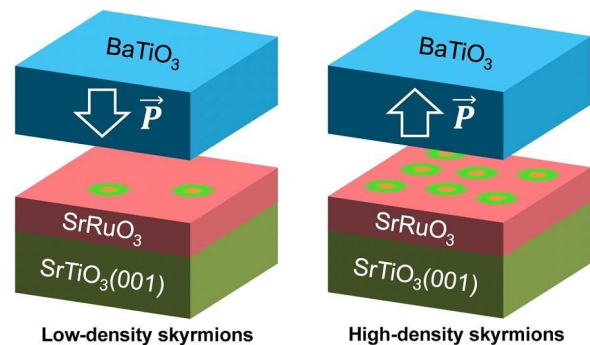


Figure 2: Controlling skyrmions' density with electric fields. This study measured skyrmions in an ultra-thin material made of a ferromagnetic layer of strontium ruthenate (SrRuO_3), overlaid with a ferroelectric layer of barium titanate (BaTiO_3) and grown on a strontium titanate (SrTiO_3) substrate. BaTiO_3 is ferroelectric, meaning that it has a switchable and permanent electric polarization (\vec{P}), while SrRuO_3 is ferromagnetic below 160 Kelvin (-113 Celsius). At the $\text{BaTiO}_3/\text{SrRuO}_3$ interface, the BaTiO_3 ferroelectric polarization swirls the spins in SrRuO_3 , generating skyrmions. If the researchers flip the direction of polarization in BaTiO_3 , the density of the skyrmions changes. Credit: Institute for Basic Science

In addition, by manipulating the ferroelectric polarization of the BaTiO_3 layer, the team was able to change the skyrmions' density and thermodynamic stability. The modulation is non-volatile (it persists when the power is turned off),

reversible, and nanoscale.

"Magnetic skyrmions and ferroelectricity are two important research topics in condensed matter physics. They are usually studied separately, but we brought them together," explains Lingfei Wang, first author of the study. "This correlation provides an ideal opportunity to integrate the high tunability of well-established ferroelectric devices with the superior advantages of skyrmions into next-generation memory and logic devices."

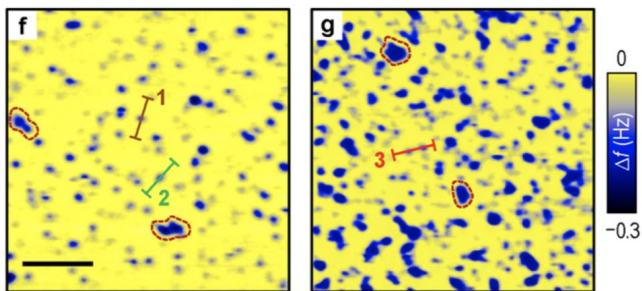


Figure 3: Examples of low and high density skyrmions. Magnetic force microscopy images with colors proportional to the local magnetic field. Credit: *Nature Materials*

More information: Lingfei Wang et al.

Ferroelectrically tunable magnetic skyrmions in ultrathin oxide heterostructures, *Nature Materials* (2018). DOI: [10.1038/s41563-018-0204-4](https://doi.org/10.1038/s41563-018-0204-4)

Provided by Institute for Basic Science

APA citation: When electric fields make spins swirl (2018, November 14) retrieved 30 October 2020 from <https://phys.org/news/2018-11-electric-fields-swirl.html>

This document is subject to copyright. Apart from any fair dealing for the purpose of private study or research, no part may be reproduced without the written permission. The content is provided for information purposes only.