

Microscopic analysis of blue tarantula inspires production of nanostructures

17 November 2016




The blue tarantula (*Poecilotheria metallica*) inspired researchers to produce non-iridescent structural colors. Credit: Tom Patterson

Colors are produced in a variety of ways. The best known colors are pigments. However, the very bright colors of the blue tarantula or peacock feathers do not result from pigments, but from nanostructures that cause the reflected light waves to overlap. This produces extraordinarily dynamic color effects. Scientists from Karlsruhe Institute of Technology (KIT), in cooperation with international colleagues, have now succeeded in replicating nanostructures that generate the same color irrespective of the viewing angle.

In contrast to pigments, structural colors are non-toxic, more vibrant and durable. In industrial production, however, they have the drawback of being strongly iridescent, which means that the color perceived depends on the viewing angle. An example is the rear side of a CD. Hence, such colors cannot be used for all applications. Bright [colors](#) of animals, by contrast, are often independent of the angle of view. Feathers of the

kingfisher always appear blue, no matter from which angle we look. The reason lies in the nanostructures: While regular structures are iridescent, amorphous or irregular structures always produce the same color. Yet, industry can only produce regular nanostructures in an economically efficient way.

Radwanul Hasan Siddique, researcher at KIT in collaboration with scientists from USA and Belgium has now discovered that the blue tarantula does not exhibit iridescence in spite of periodic structures on its hairs. First, their study revealed that the hairs are multi-layered, flower-like structure. Then, the researchers analyzed its reflection behavior with the help of computer simulations. In parallel, they built models of these structures using nano-3D printers and optimized the models with the help of the simulations. In the end, they produced a flower-like structure that generates the same color over a viewing angle of 160 degrees. This is the largest [viewing angle](#) of any synthetic structural color reached so far.



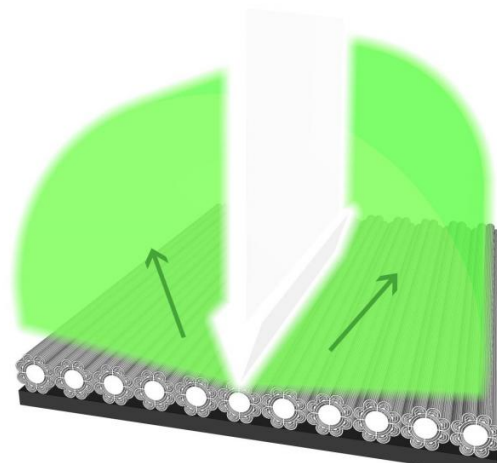
Flower-shaped nanostructures generate the color of the blue tarantula. Credit: Bill Hsiung, University of Akron

Apart from the multi-layered structure and rotational

symmetry, it is the hierarchical structure from micro to nano that ensures homogeneous reflection intensity and prevents color changes.

Via the size of the "flower," the resulting color can be adjusted, which makes this coloring method interesting for industry. "This could be a key first step towards a future where structural colorants replace the toxic [pigments](#) currently used in textile, packaging, and cosmetic industries," says Radwanul Hasan Siddique of KIT's Institute of Microstructure Technology, who now works at the California Institute of Technology. He considers short-term application in textile industry feasible.


Dr. Hendrik Hölscher thinks that the scalability of nano-3D printing is the biggest challenge on the way towards industrial use. Only few companies in the world are able to produce such prints. In his opinion, however, rapid development in this field will certainly solve this problem in the near future.



The synthetically generated flower structure inspired by the blue tarantula reflects light in the same color over a viewing angle of 160 degrees. Credit: Derek Miller

More information: Bor-Kai Hsiung et al. Tarantula-Inspired Noniridescent Photonics with Long-Range Order, *Advanced Optical Materials* (2016). [DOI: 10.1002/adom.201600599](https://doi.org/10.1002/adom.201600599)

Provided by Karlsruhe Institute of Technology



The 3D print of the optimized flower structure is only 15 μm in dimension. A human hair is about three times as thick. Credit: Bill Hsiung, Universtiy of Akron

APA citation: Microscopic analysis of blue tarantula inspires production of nanostructures (2016, November 17) retrieved 21 November 2019 from <https://phys.org/news/2016-11-microscopic-analysis-blue-tarantula-production.html>

This document is subject to copyright. Apart from any fair dealing for the purpose of private study or research, no part may be reproduced without the written permission. The content is provided for information purposes only.