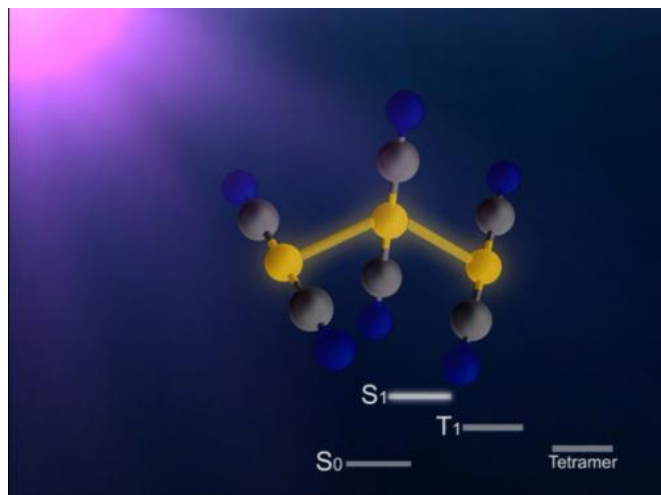


Direct observation of bond formations

19 February 2015



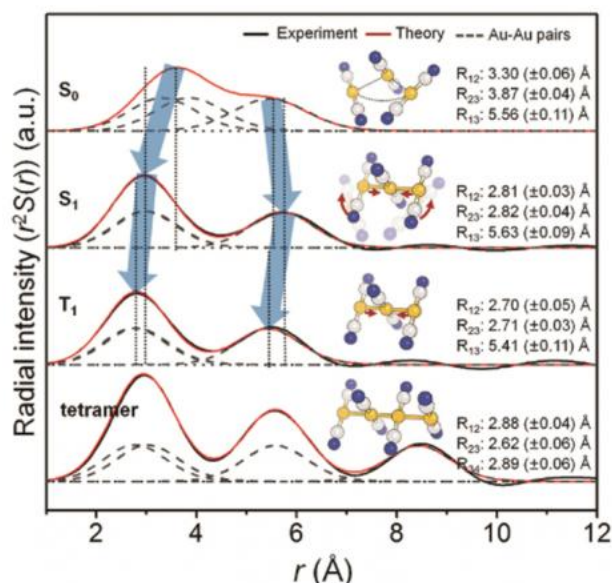
ground state (S_0 state in Fig. 2) Au ions that are weakly bound to each other by an electron affinity and aligned in a bent geometry. Upon a photoexcitation, the S_0 state rapidly converts into an excited (S_1 state in Fig. 2) state where Au-Au covalent bonds are formed among Au ions aligned in a linear geometry. Subsequently, the S_1 state transforms to a triplet state (T_1 state in Fig. 2) in 1.6 ps while accompanying further contraction of Au-Au bonds by 0.1 Å. Later, the T_1 state of the trimer converts to a tetramer (tetramer state in Fig. 2) on nanosecond time scale. Finally, the Au ions returned to their original loosely interacting bent structure.

Structure of a gold cyano trimer complex $(Au(CN)_2)_3$

A collaboration between researchers from KEK, the Institute for Basic Science (IBS), the Korea Advanced Institute of Science and Technology (KAIST), RIKEN, and the Japan Synchrotron Radiation Research Institute (JASRI) used the SACLA X-ray free electron laser (XFEL) facility for a real time visualization of the birth of a molecular that occurs via photoinduced formation of a chemical bonds. This achievement was published in the online version of the scientific journal *Nature*.

Direct "observation" of the bond making, through a chemical reaction, has been longstanding dream for chemists. However, the distance between atoms is very small, at about 100 picometer, and the bonding is completed very quickly, taking less than one picosecond (ps). Hence, previously, one could only imagine the [bond formation](#) between atoms while looking at the chemical reaction progressing in the test-tube.


In this study, the research group focused on the process of photoinduced bond formation between gold (Au) ions dissolved in water (Fig. 1). In the



Observed changes in the molecular structure of the gold complex. Credit: KEK

In this research, the [direct observation](#) of a very fast chemical reaction, induced by the photoexcitation, was succeeded (Fig. 2, 3). Therefore, this method is expected to be a fundamental technology for understanding the light energy conversion reaction. The research group is actively

working to apply this method to the development of viable renewable energy resources, such as a photocatalysts for artificial photosynthesis using sunlight.



Schematic view of the research of photo-chemical reactions by the molecular movie

More information: "Direct observation of bond formation in solution with femtosecond X-ray scattering" *Nature* , 518 (19 February 2015) [DOI: 10.1038/nature14163](https://doi.org/10.1038/nature14163)

Provided by High Energy Accelerator Research Organization/KEK

APA citation: Direct observation of bond formations (2015, February 19) retrieved 24 October 2021 from <https://phys.org/news/2015-02-bond-formations.html>

This document is subject to copyright. Apart from any fair dealing for the purpose of private study or research, no part may be reproduced without the written permission. The content is provided for information purposes only.