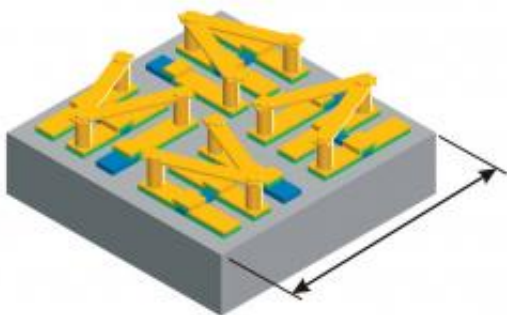


Researchers develop optically switchable chiral terahertz metamolecules

10 July 2012



The schematic shows the chirality switching metamolecule consists of four chiral resonators with fourfold rotational symmetry. An external beam of light instantly reverses the metamolecule's chirality from right-handed to left-handed. Credit: Courtesy of Xiang Zhang, et. al



A multi-institutional team of researchers that included scientists with the Lawrence Berkeley National Laboratory (Berkeley Lab) has created the first artificial molecules whose chirality can be rapidly switched from a right-handed to a left-handed orientation with a beam of light. This holds potentially huge possibilities for the application of terahertz technologies across a wide range of fields, including biomedical research, homeland security and ultrahigh-speed communications.

Chirality is the distinct left/right orientation or "handedness" of some types of molecules, meaning the molecule can take one of two [mirror image](#) forms. The right-handed and left-handed forms of such molecules, called "enantiomers," can exhibit strikingly different properties. For example, one [enantiomer](#) of the chiral molecule limonene smells of lemon, the other smells of orange. The ability to observe or even switch the chirality of molecules using terahertz (trillion-cycles-per-second) [electromagnetic radiation](#) is a much coveted asset in the world of high technology.

"Natural materials can be induced to change their chirality but the process, which involves structural changes to the material, is weak and slow. With our [artificial molecules](#), we've demonstrated strong dynamic chirality switching at light-speed," says Xiang Zhang, one of the leaders of this research and a principal investigator with Berkeley Lab's [Materials Sciences](#) Division.

Working with terahertz (THz) metamaterials engineered from nanometer-sized gold strips with air as the dielectric - Zhang and his colleagues fashioned a delicate artificial chiral molecule which they then incorporated with a photoactive silicon medium. Through photoexcitation of their metamolecules with an external [beam of light](#), the researchers observed handedness flipping in the form of circularly polarized emitted THz light. Furthermore, the photoexcitation enabled this chirality flipping and the [circular polarization](#) of THz light to be dynamically controlled.

"In contrast to previous demonstrations where chirality was merely switched on or off in metamaterials using photoelectric stimulation, we used an optical switch to actually reverse the chirality of our THz metamolecules," Zhang says.



The top shows a scanning electron microscopy image of optically switchable chiral THz metamolecules. The bottom shows the purple, blue and tan colors represent the gold meta-atom structures at different layers, with the two silicon pads shown in green. Courtesy of Xiang Zhang, et. al

Zhang, who holds the Ernest S. Kuh Endowed Chair Professor of Mechanical Engineering at the University of California (UC) Berkeley, where he also directs the Nano-scale Science and Engineering Center, is one of three corresponding authors of a paper describing this work in *Nature Communications*. The paper is titled "Photoinduced handedness switching in terahertz chiral metamolecules." The other corresponding authors are Shuang Zhang of the University of Birmingham in the United Kingdom, and Antoinette Taylor of DOE's Los Alamos National Laboratory.

The optically switchable chiral THz metamolecules consisted of a pair of 3D meta-atoms of opposite chirality made from precisely structured gold strips. Each meta-atom serves as a resonator with a coupling between electric and magnetic responses that produces strong chirality and large circular dichroism at the resonance frequency.

"When two chiral meta-atoms of the same shape but opposite chirality are assembled to form a metamolecule, the mirror symmetry is preserved, resulting in the vanishing of optical activity," Zhang says. "From a different point of view, the optical activity arising from these two meta-atoms of opposite chirality cancels out each other."

Silicon pads were introduced to each chiral meta-atom in the metamolecule but at different locations. In one meta-atom, the silicon pad bridged two gold strips, and in the other meta-atom, the silicon pad replaced part of a gold strip. The silicon pads broke the mirror symmetry and induced chirality for the combined metamolecule. The pads also functioned as the optoelectronic switches that flipped the chirality of the metamolecule under photoexcitation.

Says corresponding author Shuang Zhang, "Our scheme relies on the combination of two meta-atoms with opposite properties, in which one is functional while the other is inactive within the frequency range of interest. With suitable design, the two meta-atoms respond oppositely to an external stimulus, that is, the inactive one becomes functional and vice versa."

THz electromagnetic radiation - also known as T-rays - falls within the frequency range of molecular vibrations, making it an ideal non-invasive tool for analyzing the chemical constituents of organic and non-organic materials. Being able to flip the handedness of chiral metamolecules and control the circular polarization of THz light could be used to detect toxic and explosive chemicals, or for wireless communication and high-speed data processing systems. As most biological molecules are chiral, including DNA, RNA and proteins, THz-based polarimetric devices should also benefit medical researchers and developers of pharmaceutical drugs among others.

"The observed giant switchable chirality we can engineer into our metamaterials provides a viable approach towards creating high performance polarimetric devices that are largely not available at terahertz frequencies," says corresponding author Antoinette Taylor. "This frequency range is particularly interesting because it uniquely reveals information about physical phenomena such as the

interactions between or within biologically relevant molecules, and may enable control of electronic states in novel material systems, such as cyclotron resonances in graphene and topological insulators."

Taylor and her co-authors say that the general design principle of their optically switchable chiral THz metamolecules is not limited to handedness switching but could also be applied to the dynamic reversing of other electromagnetic properties.

More information:

[dx.doi.org/10.1038/ncomms1908](https://doi.org/10.1038/ncomms1908)

Provided by Lawrence Berkeley National
Laboratory

APA citation: Researchers develop optically switchable chiral terahertz metamolecules (2012, July 10)
retrieved 12 April 2021 from

<https://phys.org/news/2012-07-optically-switchable-chiral-terahertz-metamolecules.html>

This document is subject to copyright. Apart from any fair dealing for the purpose of private study or research, no part may be reproduced without the written permission. The content is provided for information purposes only.