


Team successfully demonstrates laser-induced monolayer graphene nanoprocessing

May 26 2023

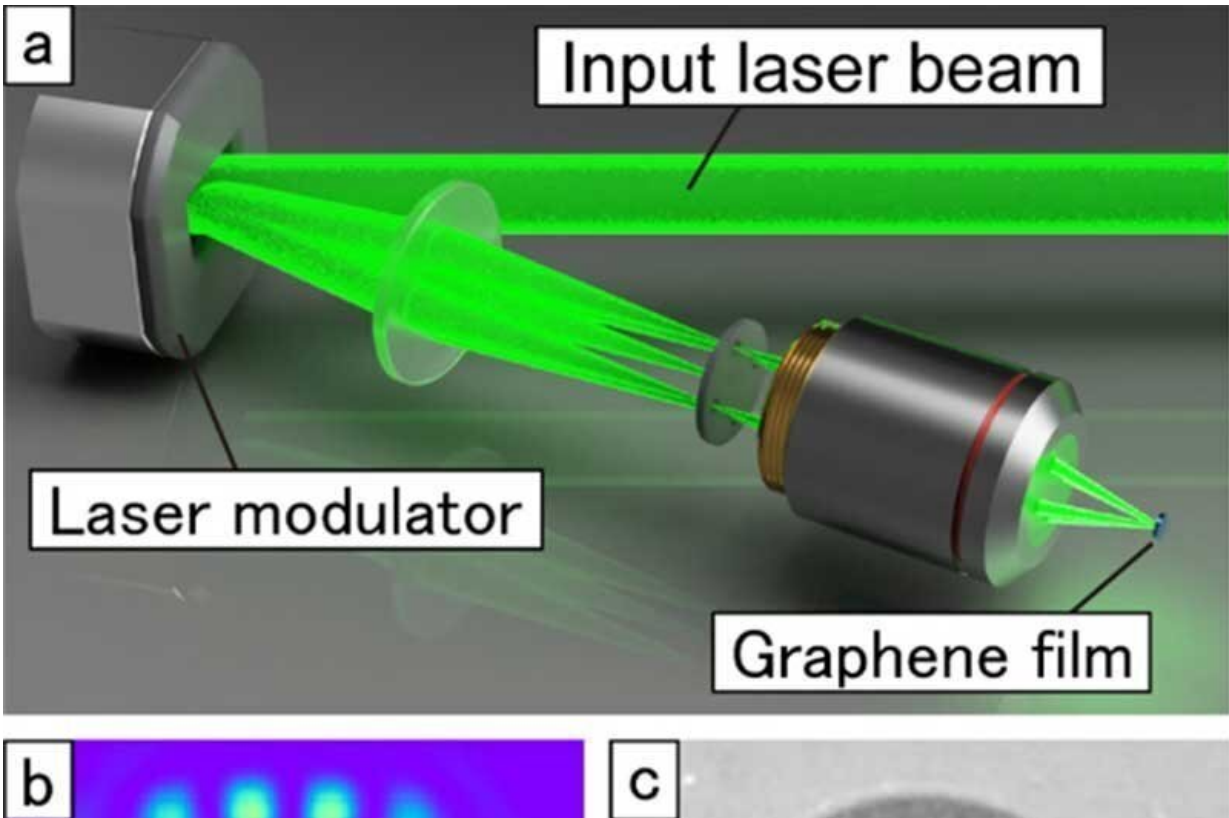


Discovered in 2004, graphene has revolutionized various scientific fields. It possesses remarkable properties like high electron mobility, mechanical strength, and thermal conductivity. Extensive time and effort has been invested in exploring its potential as a next-generation semiconductor material, leading to the development of graphene-based transistors, transparent electrodes, and sensors.

But to render these devices into practical application, it's crucial to have efficient processing techniques that can structure [graphene](#) films at micrometer and nanometer scale. Typically, micro/nanoscale material processing and device manufacturing employ nanolithography and focused ion beam methods. However, these have posed longstanding challenges for laboratory researchers due to their need for large-scale equipment, lengthy manufacturing times, and complex operations.

In [January 2023](#), Tohoku University researchers created a technique that could micro/nanofabricate silicon nitride devices with thicknesses ranging from five to 50 nanometers. The method employed a femtosecond laser, which emitted extremely short, rapid pulses of light. It turned out to be capable of quickly and conveniently processing thin materials without a vacuum environment.

By applying this method to an ultra-thin atomic layer of graphene, the same group has now succeeded in performing multi-point hole drilling without damaging the graphene film. Details of their breakthrough were reported in the journal *Nano Letters* on May 16, 2023.



(a) Schematic of the laser processing system. (b) Formation of 32 laser spots on the graphene film. (c) Image of a graphene film that has been multi-point hole-drilled. ©Yuuki Uesugi et al.

"With proper control of the input energy and number of laser shots, we were able to execute precise machining and create holes with diameters ranging from 70 nanometers (much smaller than the [laser wavelength](#) of 520 nanometers) to over one millimeter," says Yuuki Uesugi, assistant professor at Tohoku University's Institute of Multidisciplinary Research for Advanced Materials, and co-author of the paper.

Upon closer examination of the areas irradiated with low-energy laser pulses, which did not make holes, via a high-performance electron microscope, Uesugi and his colleagues found that contaminants on the

graphene had also been removed. Further magnified observation revealed nanopores less than 10 nanometers in diameter and atomic-level defects, where several [carbon atoms](#) were missing in the crystal structures of the graphene.

Atomic defects in graphene are both detrimental and advantageous, depending on the application. While defects sometimes downgrade certain properties, they also introduce new functionalities or enhance specific characteristics.




Image of laser-processed graphene film observed by scanning transmission electron microscopy. The black areas indicate through-holes. The white objects indicate surface contaminants. ©Yuuki Uesugi et al.

"Observing a tendency for the density of nanopores and defects to increase proportionally with the energy and number of laser shots led us

to conclude the formation of nanopores and defects could be manipulated by using a femtosecond laser irradiation," adds Uesugi.

"By forming nanopores and atomic-level defects in graphene, not only can [electrical conductivity](#) be controlled but also quantum-level characteristics such as spin and valley. Moreover, the contaminant removal by [femtosecond laser](#) irradiation found in this research could develop a new method for non-destructively and cleanly washing high-purity graphene."

Looking ahead, the team aims to establish a cleaning technique using the laser and carry a detailed investigation into how to conduct atomic defect formation. Further breakthroughs will have a big impact on areas from quantum materials research to biosensor development.

More information: Naohiro Kadoguchi et al, Nanoprocessing of Self-Suspended Monolayer Graphene and Defect Formation by Femtosecond-Laser Irradiation, *Nano Letters* (2023). [DOI: 10.1021/acs.nanolett.3c00594](#)

Provided by Tohoku University

Citation: Team successfully demonstrates laser-induced monolayer graphene nanoprocessing (2023, May 26) retrieved 28 April 2024 from <https://phys.org/news/2023-05-team-successfully-laser-induced-monolayer-graphene.html>

This document is subject to copyright. Apart from any fair dealing for the purpose of private study or research, no part may be reproduced without the written permission. The content is provided for information purposes only.