


New crystal engineering strategy to design ultrabright fluorescent solid dyes


August 4 2022

Novel Design Strategy for Highly Fluorescent Monomeric Emissive Distyrylbenzene Dyes

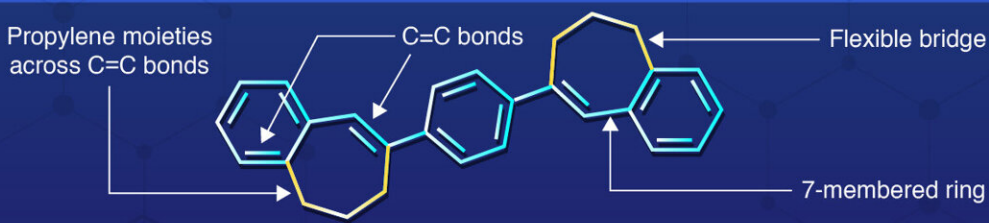
Ultrabright solid-state fluorescent dyes are highly versatile and have a wide applicability




Developing a suitable crystal engineering strategy to design ultrabright fluorescent solid dyes is challenging




New crystal engineering strategy for highly fluorescent di-bridged distyrylbenzene (DSB) dyes



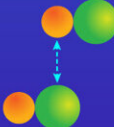
Flexible π -conjugated systems (DBDB[7]s)



Compact crystal packing



High quantum yield




Low intermolecular electronic interactions

The novel crystal design strategy, which includes bridging, is more effective than conventional strategies

Flexible Alkylene Bridges as a Tool to Engineer Crystal Structures of Distyrylbenzene Enabling Highly Fluorescent Monomeric Emission

Shimomura et al. (2022) | *Chemistry - A European Journal* | 10.1002/chem.202201884



東京工業大学
Tokyo Institute of Technology

When it comes to designing ultrabright solid-state fluorescent materials, bridged crystal designs might be the key to enabling monomeric emission and accessing novel crystalline systems, reveals a new study. In the study, a research team from Tokyo Institute of Technology prepared ultrabright fluorescent dyes using di-bridged distyrylbenzenes (DSBs) with flexible alkylene bridges, using a novel crystal engineering study. The findings are sure to have important implications for the field of photofunctional materials. Credit: Professor Gen-ichi Konishi at Tokyo Institute of Technology

When it comes to designing ultrabright solid-state fluorescent materials, bridged crystal designs might be the key to enabling monomeric emission and accessing novel crystalline systems, reveals a new study. A research team from Tokyo Institute of Technology prepared ultrabright fluorescent dyes using di-bridged distyrylbenzenes (DSBs) with flexible alkylene bridges, using a novel crystal engineering study. The findings have important implications for the field of photofunctional materials.

Fluorescent solid organic dyes have an array of applications ranging from functional nanomaterials and organic light-emitting diode (OLED) displays to lasers and bio-imaging. These [molecules](#) have excellent versatility, adaptable molecular designs, and excellent processability. Improving the luminescent properties, crystallinities, and emission colors of these [solid-state](#) fluorescent dyes is a key area of research in the field, especially for the [design](#) of advanced OLEDs. However, developments to this end are limited by three major factors. One, most [fluorescent dyes](#) experience concentration quenching (a reduction in fluorescence when the concentration of the fluorescing molecule exceeds a certain level) in the solid state. Two, the tendency of dye molecules to aggregate in the solid state and produce fluorescence of different colors due to the resulting intermolecular electronic interactions. And three, crystal design strategies that can ensure monomeric emission (essentially, emissions of a single wavelength, i.e., color) are underdeveloped.

To address this, a research team, led by Associate Professor Gen-ichi Konishi of Tokyo Institute of Technology, developed a novel crystal design strategy using flexible molecular bridges. The study, published in *Chemistry—A European Journal*, describes the preparation highly fluorescent monomeric emissive di-bridged distyrylbenzenes (DSBs) with controlled electronic properties and luminescence. "A typical approach to crystal design for fluorescent solid dyes is the steric-hindrance-based strategy, where we manipulate the bulk of a molecule to cause congestion around the reactive atoms and suppress intermolecular interactions. But a frequent disadvantage of this approach is an increased distance between the chromophores (fluorescent molecules). Our design strategy successfully avoids this side effect," explains Associate Prof. Konishi.

In this study, the research team prepared a highly dense crystalline structure called DBDB[7]s. DSBs and DBDB[7]s are π -conjugated systems, meaning these [organic molecules](#) have alternating single bonds (C-C) and double bonds (C=C) in their structures. The team introduced an organic functional group called propylene as bridge molecules in between the six-membered rings on either side of the double bonds in the DSB structure. This addition gave rise to a new compact crystal structure with suppressed intermolecular interactions and lower distances between the chromophores. "Essentially, the introduction of seven-membered (after bridging) rings to the DSB core created a moderate distortion and steric hindrance in the π -plane of DSB, which allowed us to control the molecular arrangement without increasing the crystal density," says Associate. Prof. Konishi.

The team further investigated the photophysical properties of DBDB[7]s and discovered that small size of the bridge molecules used in this study aided monomeric emission in the solid-state. They also saw that DBDB[7]s was ultrabright with high quantum yield and emitted similar colors in both unaggregated dilute solution and in solid-state.

"The bridged DSB crystal structure described in our study allows access to novel crystalline systems," concludes Associate Prof. Konishi. "Our strategy has far-reaching implications for how we approach the design of photofunctional molecular crystals."

More information: Yoshimichi Shimomura et al, Flexible Alkylene Bridges as a Tool To Engineer Crystal Distyrylbenzene Structures Enabling Highly Fluorescent Monomeric Emission, *Chemistry—A European Journal* (2022). [DOI: 10.1002/chem.202201884](https://doi.org/10.1002/chem.202201884)

Provided by Tokyo Institute of Technology

Citation: New crystal engineering strategy to design ultrabright fluorescent solid dyes (2022, August 4) retrieved 25 April 2024 from <https://phys.org/news/2022-08-crystal-strategy-ultrabright-fluorescent-solid.html>

This document is subject to copyright. Apart from any fair dealing for the purpose of private study or research, no part may be reproduced without the written permission. The content is provided for information purposes only.