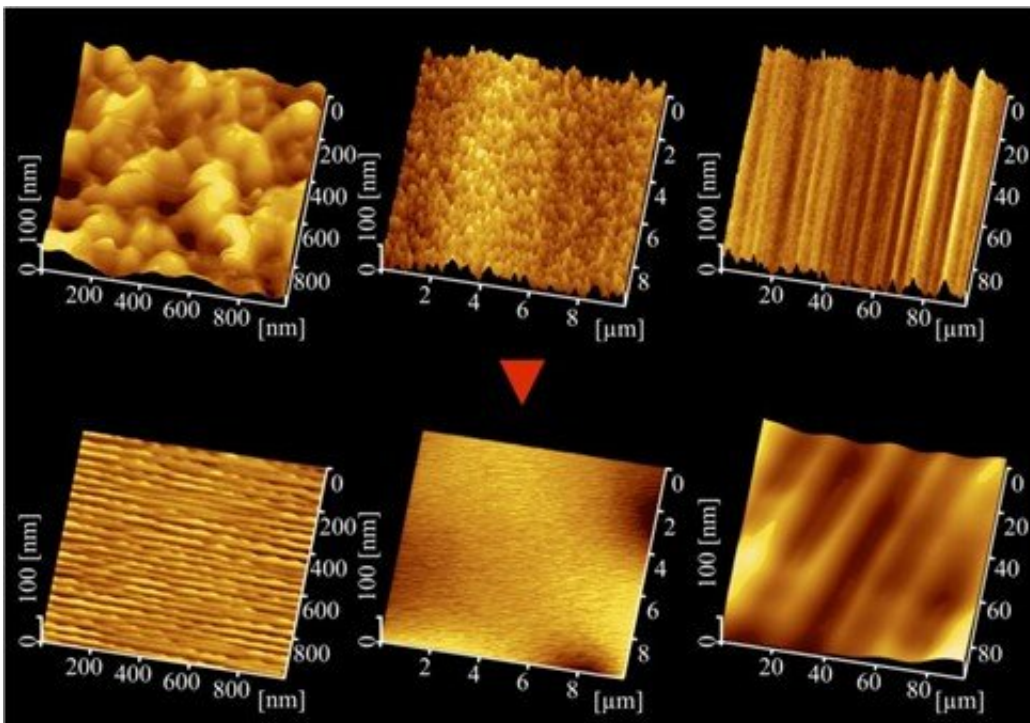


# X-ray light catchers for space just got a whole lot lighter

July 18 2022



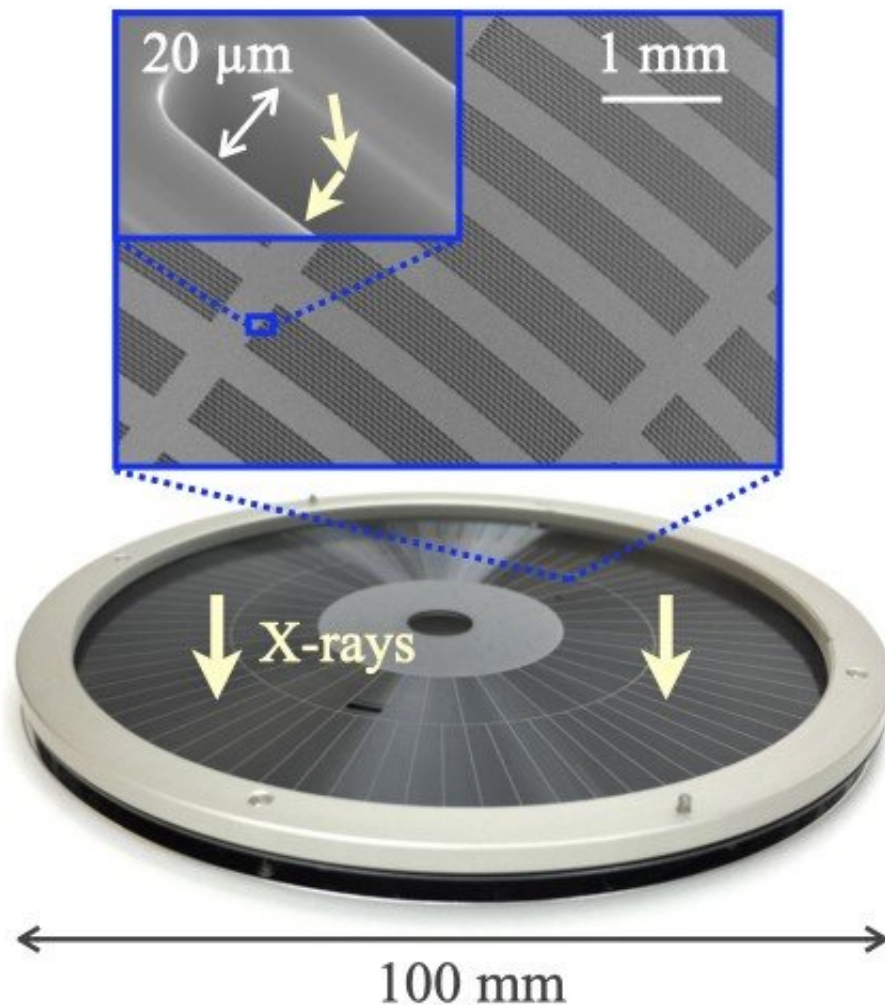
Before (top) and after 150 hours of annealing (bottom) at different length scales (left to right). It can be seen that the surface roughness measured using Atomic Force Microscopy is significantly reduced over a wide range of length scales.  
Credit: Tokyo Metropolitan University

A team led by scientists from Tokyo Metropolitan University have created unprecedentedly lightweight optics for X-ray space telescopes, breaking the traditional trade-off between angular resolution and weight.

They used Micro Electro-Mechanical System (MEMS) technology, creating intricate patterns in silicon wafers that could direct and collect X-rays. By annealing and polishing, they realized ultra-sharp features that could rival the performance of existing telescopes for a fraction of the weight, costing significantly less to launch.

X-ray astronomy is a vital tool that helps scientists study and classify the wide range of celestial bodies that emit and interact with X-rays, including our planet. But there's a catch: most X-ray radiation is absorbed in our atmosphere, meaning that telescopes and detectors have to be launched into space. With this comes a whole range of limitations, in particular, how heavy the device can be.

One of the key features of all astronomical observation optics is its angular resolution, or the angle that two light sources can make with a detector and still be identified individually. The problem with conventional X-ray optics is that to reach higher resolutions, devices get heavier and heavier. This makes launching them into space very costly. Even for the Hitomi telescope launched in 2016, considered groundbreakingly light, the effective weight was 600 kg per square meter of effective area.

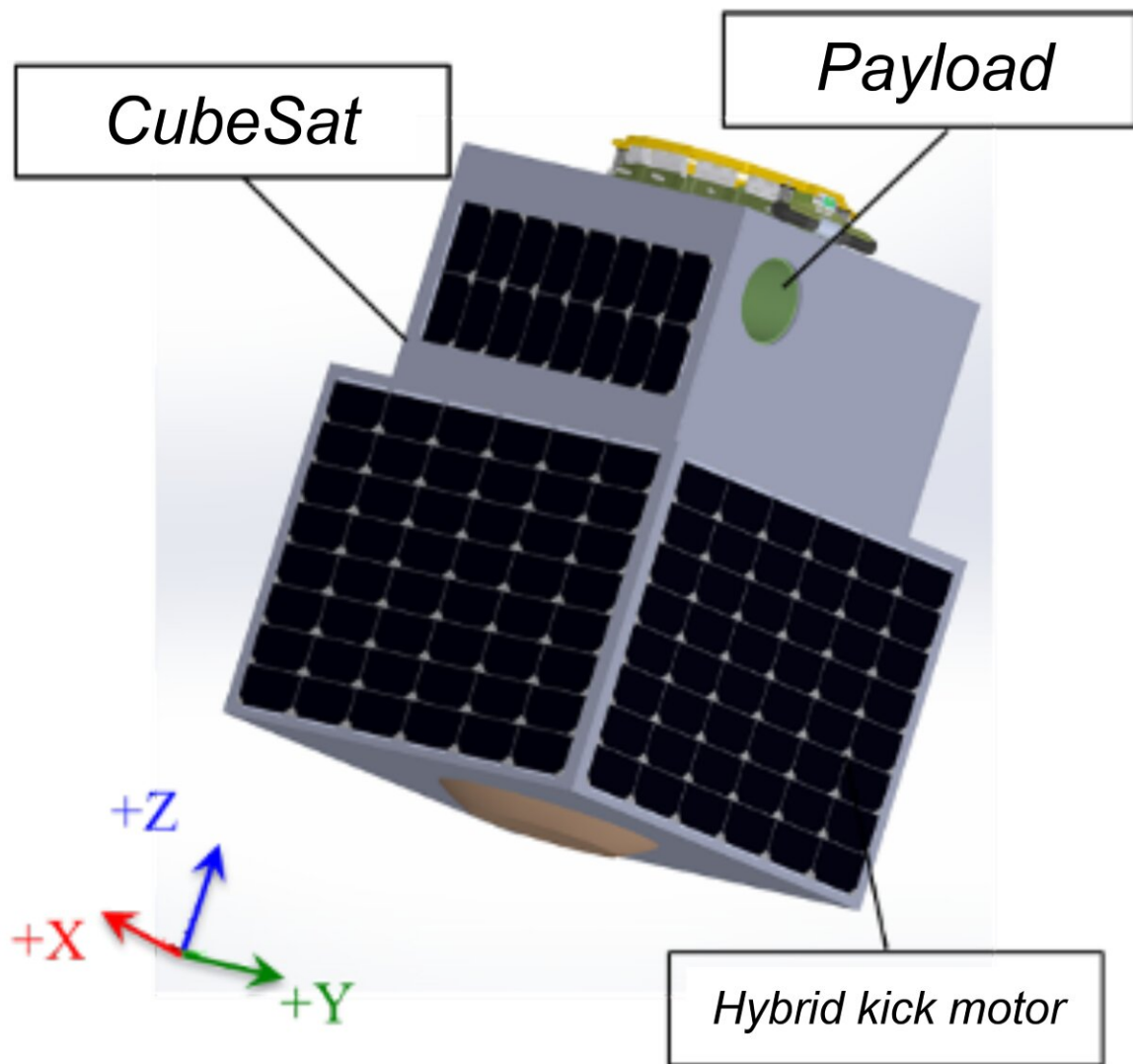


Concentric arrays of slits allow X-rays to enter and reflect off the inside walls, nudging them so that they are directed to a single point. Credit: Tokyo Metropolitan University

Now, a team led by Associate Professor Yuichiro Ezo and Aoto Fukushima have broken this trade-off by engineering a high-performance unit weighing only 10 kg per square meter. They used Micro Electro-Mechanical Systems (MEMS) technology, a technique designed to make microscopic mechanical actuators, to pattern sharp, intricate designs into [silicon wafers](#) that can direct and collect X-rays.

The design itself follows the Wolter I geometry of existing X-ray telescopes, a concentric array of tree-ring-like slits that can nudge X-rays entering via a narrow range of angles and collect them to a point.

Notably, the team refined the patterning itself. After etching the slits using a technique called deep reactive ion etching (DRIE), they found that there was a [surface roughness](#) to the patterns that could smear out the collection of X-rays, effectively decreasing the resolution. They annealed the pattern, applying heat in a special device for unprecedentedly long times. With progressively longer annealing, the silicon atoms at the surface of the patterns were able to move about more, rounding out any roughness and improving the [angular resolution](#) of the [telescope](#). This was followed by grinding and chemical polishing to straighten out the rounded edges of the slits themselves.



The GEO-X mission aims to observe the Earth's magnetosphere using cosmic X-rays. It will only weigh 50kg. Credit: Tokyo Metropolitan University

Importantly, the performance reported by the team matches that of telescopes that are already in action. Its weight makes it particularly suitable for the GEO-X mission, a satellite designed to visualize the magnetosphere of the Earth. The team are aiming for the staggeringly

low total [weight](#) of 50 kg, a technological breakthrough that may see future missions sent into orbit at incomparably lower costs.

The results of their research are published in *Optics Express*.

**More information:** Aoto Fukushima et al, Improvement of imaging performance of silicon micropore X-ray optics by ultra long-term annealing, *Optics Express* (2022). [DOI: 10.1364/OE.459774](https://doi.org/10.1364/OE.459774)

Provided by Tokyo Metropolitan University

Citation: X-ray light catchers for space just got a whole lot lighter (2022, July 18) retrieved 10 June 2023 from <https://phys.org/news/2022-07-x-ray-catchers-space-lot-lighter.html>

<p>This document is subject to copyright. Apart from any fair dealing for the purpose of private study or research, no part may be reproduced without the written permission. The content is provided for information purposes only.</p>
--