


# Graphene gets enhanced by flashing

March 31 2022, by Mike Williams

---



Rice University chemists have modified their flash Joule heating process to produce doped graphene with tailored properties for optical and electronic devices. The flash graphene method can turn any source of carbon into valuable 2D materials in milliseconds. Credit: Jeff Fitlow/Rice University

Flashing graphene into existence from waste was merely a good start. Now Rice University researchers are customizing it.

The Rice lab of chemist James Tour has modified its flash Joule heating

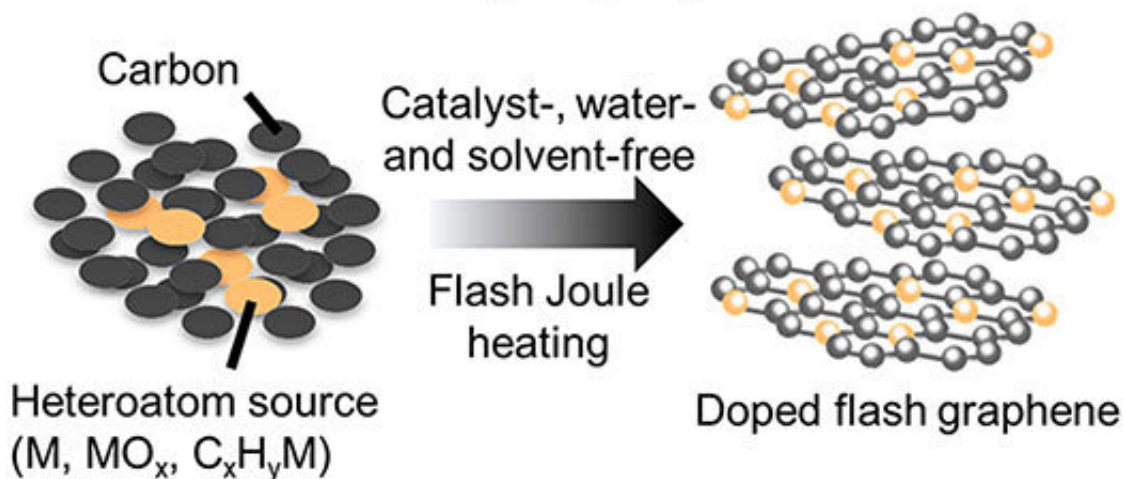
process to produce doped graphene that tailors the atom-thick material's structures and [electronic states](#) to make them more suitable for optical and electronic nanodevices. The doping process adds other elements to graphene's 2D carbon matrix.

The process reported in the American Chemical Society journal *ACS Nano* shows how graphene can be doped with a single element or with pairs or trios of elements. The process was demonstrated with single elements boron, nitrogen, oxygen, phosphorus and sulfur, a two-element combination of boron and nitrogen, and a three-element mix of boron, nitrogen and sulfur.

The process takes about one second, is both catalyst- and solvent-free, and is entirely dependent on "flashing" a powder that combines the dopant elements with carbon black.

Doping graphene is possible through bottom-up approaches like [chemical vapor deposition](#) or synthetic organic processes, but these usually yield products in trace amounts or produce defects in the graphene. The Rice process is a promising route to produce large quantities of "heteroatom-doped" graphene quickly and without solvents, catalysts or water.


## Flash Joule heating doping



Rice University chemists have created a catalyst- and solvent-free flash Joule heating process for manufacturing bulk quantities of doped graphene with tailored properties for optical and electronic nanodevices. Credit: Tour Lab/Rice University

"This opens up a new realm of possibilities for flash graphene," Tour said. "Once we learned to make the original product, we knew the ability to directly synthesize doped turbostratic graphene would lead to many more options for useful products. These new atoms added to the graphene matrix will permit stronger composites to be made since the new atoms will bind better to the host material, such as concrete, asphalt or plastic. The added atoms will also modify the [electronic properties](#), making them better-suited for specific electronic and optical devices."

Graphene is turbostratic when stacks of the 2D honeycomblike lattices don't align with one another. This makes it easier to disperse the nanoscale sheets in a solution, producing soluble graphene that is much simpler to incorporate into other materials, Tour said.



A transmission electron microscope image of flash graphene co-doped with boron and nitrogen. Credit: Weiyin Chen//Rice University

The lab tested various doped graphenes in two scenarios: electrochemical oxygen reduction reactions (ORR) that are key to catalytic devices like fuel cells, and as part of an electrode in [lithium metal batteries](#) that represent the next generation of rechargeable batteries with high energy

densities.

Sulfur-doped graphene proved best for ORR, while nitrogen-doped [graphene](#) proved able to reduce nucleation overpotential during the electrodeposition of metallic lithium. That should facilitate more uniform deposition and improved stability in next-generation rechargeable metal batteries, the lab reported.

**More information:** Weiyin Chen et al, Heteroatom-Doped Flash Graphene, *ACS Nano* (2022). [DOI: 10.1021/acsnano.2c01136](https://doi.org/10.1021/acsnano.2c01136)

Provided by Rice University

Citation: Graphene gets enhanced by flashing (2022, March 31) retrieved 3 September 2024 from <https://phys.org/news/2022-03-graphene.html>

This document is subject to copyright. Apart from any fair dealing for the purpose of private study or research, no part may be reproduced without the written permission. The content is provided for information purposes only.