


Corridor test of Proba-3's formation flying sensors

March 30 2021



Due to launch together in 2020, the two satellites making up Proba-3 will fly in precise formation to form an external coronagraph in space, one satellite eclipsing the Sun to allow the second to study the otherwise invisible solar corona. Credit: ESA

The longest corridor in ESA's largest establishment was turned into a test site for one of the Agency's most ambitious future missions, Proba-3. The two satellites making up this mission will line up so that one casts a shadow onto the other, revealing inner regions of the Sun's ghostly atmosphere. But such precision formation flying will only be possible through a vision-based sensor system allowing one satellite to lock onto the other.

The Proba-3 pair will fly at a nominal 144 m apart for coronal observations, while in addition performing formation reconfiguration maneuvers that will change their distance all the way down to 25 m, and up to 250 m.

Testing of this sensor system to make this possible took place at ESA's ESTEC technical center in Noordwijk, the Netherlands, using its 230-m-long main corridor, which links project offices with technical laboratories and the establishment's satellite Test Center.

Lights were dimmed and exhibits removed to allow test-versions of the cameras to observe a flight-like target bearing LED displays down the entire length of the corridor.

"This vision-based sensor system is the initial way that the two satellites acquire formation, and re-acquire it once per orbit," explains Damien Galano, ESA's Proba-3 project manager.

"It is designed to allow the pair to find each other and estimate their relative position down to a few millimeters' precision, across distances of 20 to 250 m, allowing the spacecraft to autonomously maneuver into formation. So we needed a long space to test it, and an indoor space such as this is much more controllable than outdoors, where wind and other disturbances would interfere with the setup."



Pre-test with the target at 15m distance from the camera to check good functioning of Proba-3's vision-based sensor system. The testing for the formation flying mission took place in ESTEC's 230-m-long main corridor. Credit: ESA

Planned for launch in 2023, Proba-3's two meter-scale satellites will line up in such a way that one—the "Occulter" – blocks the blinding solar disk for the other "Coronagraph." This will give researchers a sustained view of inner layers of its faint atmosphere, or 'corona,' normally hidden in intense sunlight—except during brief solar eclipses.

"The two satellites will fly together in an elongated or highly elliptical 19.6-hour orbit," says Raphael Rougeot, Proba-3 mi

"Actively flying in formation throughout this orbit would be impractical. Instead the satellites only fly in formation for the six hours around the 60 000 km altitude top—or 'apogee' – of their orbit. The rest of the time they are maneuvered into a free flying relative trajectory which ensures the safety of the mission. Then, coming out of the bottom of their orbit—or 'perigee' – they must reacquire one another."




Proba-3's pair of satellites will be in a highly elliptical orbit around Earth, performing formation flying manoeuvres as well as scientific studies of the solar corona. The occulter satellite will have solar panels on its Sun-facing side. Credit: ESA-P. Carril

A set of cameras will be aboard the Occulter satellite, looking out for


pulsing LEDs on the Coronagraph—one in each corner plus a smaller square pattern on the right hand side, intended to reveal the [satellite](#) orientation and enable proximity operations.

Raphael adds: "Two cameras with different fields of view are needed. The first camera has a wide 15 degree field of view, used to find the Coronagraph. The second has a narrower field of view to provide the necessary millimeter-scale accuracy. Another sensor allows the synchronizing of their image acquisitions with the LED pulses. Such precise synchronization—down to a matter of 10 millionths of a second—is necessary because the light from the LEDs might otherwise be lost in the Sun's spurious reflection on the Coronagraph, or in the bright Earth in the background. In addition, the cameras will also have a filter optimized for the near-infrared LED light."

Testing of the camera system and a square meter LED-bearing target was spaced out at 30 m intervals along the length of the corridor, yielding promising results. In order to simulate solar stray light, a specific lamp with the correct spectral properties was used. This lamp was specially characterized by ESTEC's Optics Laboratory for this test.



Proba-3. Credit: ESA-P. Carril, 2013



The reduced version of the LED target plate for Proba-3 vision-based sensor system testing, mounted on the robotic arm in the GRALS facility. Credit: ESA

As a follow-up, a smaller version of the LED target was mounted on a rail-mounted robotic arm in ESTEC's Guidance Navigation and Control Rendezvous, Approach and Landing Simulator, or GRALS. This 33-m long facility is used to simulate close approaches, rendezvous and docking between space objects.

Jonathan Grzymisch, Proba-3 Guidance Navigation and Control system engineer, explains: "The [robotic arm](#) moved the LED target along a pre-programmed pattern as the cameras watched, allowing the instrument software to calculate its relative dynamic trajectory continuously. This allows us to characterize the sensor performance on a deterministic

dynamic basis. Both tests performed well, thanks to the cooperation of ESTEC's Facility Management and the relevant technical sections."

Proba-3's vision-based [sensor system](#) has been developed by the Technical University of Denmark (DTU). The team could not be present in person at ESTEC due to COVID-19 restrictions, but supported the testing remotely while ESA engineers prepared and ran the test.

Provided by European Space Agency

Citation: Corridor test of Proba-3's formation flying sensors (2021, March 30) retrieved 11 May 2024 from <https://phys.org/news/2021-03-corridor-proba-formation-sensors.html>

This document is subject to copyright. Apart from any fair dealing for the purpose of private study or research, no part may be reproduced without the written permission. The content is provided for information purposes only.