


Artificial intelligence improves control of powerful plasma accelerators

December 11 2020, by Hayley Dunning



The gas cell used as a plasma source. The laser arrives from the right of these images through the metal cone and enters the little cube, which is filled with gas. The laser ionises the gas and turns it into a plasma and creates the accelerator.
Credit: Rob Shalloo

Researchers have used AI to control beams for the next generation of smaller, cheaper accelerators for research, medical and industrial applications.


Experiments led by Imperial College London researchers, using the Science and Technology Facilities Council's Central Laser Facility (CLF), showed that an algorithm was able to tune the complex parameters involved in controlling the next generation of [plasma-based particle accelerators](#).

The algorithm was able to optimize the accelerator much more quickly than a human operator, and could even outperform experiments on similar laser systems.

These accelerators focus the energy of the world's most powerful lasers down to a spot the size of a skin cell, producing electrons and X-rays with equipment a fraction of the size of conventional accelerators.

The electrons and X-rays can be used for scientific research, such as probing the atomic structure of materials; in [industrial applications](#), such as for producing consumer electronics and vulcanised rubber for car tyres; and could also be used in medical applications, such as cancer treatments and medical imaging.

Several facilities using these new accelerators are in various stages of planning and construction around the world, including the CLF's Extreme Photonics Applications Centre (EPAC) in the UK, and the new discovery could help them work at their best in the future. The results are published today in *Nature Communications*.



Electrons are ejected from the plasma accelerator at almost the speed of light, before being passed through a magnetic field which separates the particles by their energy. They are then fired at a fluorescent screen, shown here. Credit: Rob Shalloo

First author Dr. Rob Shalloo, who completed the work at Imperial and is now at the accelerator centre DESY, said: "The techniques we have developed will be instrumental in getting the most out of a new generation of advanced plasma accelerator facilities under construction within the UK and worldwide.


"Plasma accelerator technology provides uniquely short bursts of electrons and X-rays, which are already finding uses in many areas of scientific study. With our developments, we hope to broaden accessibility to these compact accelerators, allowing scientists in other disciplines and those wishing to use these machines for applications, to benefit from the technology without being an expert in plasma accelerators."

The team worked with laser wakefield accelerators. These combine the world's most powerful lasers with a source of plasma (ionised gas) to create concentrated beams of electrons and X-rays. Traditional

accelerators need hundreds of metres to kilometres to accelerate electrons, but wakefield accelerators can manage the same acceleration within the space of millimetres, drastically reducing the size and cost of the equipment.

However, because wakefield accelerators operate in the extreme conditions created when lasers are combined with plasma, they can be difficult to control and optimise to get the best performance. In wakefield acceleration, an ultrashort laser pulse is driven into plasma, creating a wave that is used to accelerate electrons. Both the laser and plasma have several parameters that can be tweaked to control the interaction, such as the shape and intensity of the laser pulse, or the density and length of the plasma.

While a [human operator](#) can tweak these parameters, it is difficult to know how to optimise so many parameters at once. Instead, the team turned to artificial intelligence, creating a machine learning algorithm to optimise the performance of the accelerator.



This photo shows you the outside of the vacuum chamber which is completely surrounded by painted lead bricks. The lead is for radiation protection and the metal frame allows the lead walls to be rolled in and out of the way to allow access to the chamber. They're painted because lead is highly toxic and so painting them prevents them generating harmful lead dust. Credit: Rob Shalloo

The algorithm set up to six parameters controlling the laser and plasma, fired the laser, analysed the data, and re-set the parameters, performing this loop many times in succession until the optimal parameter configuration was reached.

Lead researcher Dr. Matthew Streeter, who completed the work at

Imperial and is now at Queen's University Belfast, said: "Our work resulted in an autonomous plasma accelerator, the first of its kind. As well as allowing us to efficiently optimise the accelerator, it also simplifies their operation and allows us to spend more of our efforts on exploring the fundamental physics behind these extreme machines."

The team demonstrated their technique using the Gemini laser system at the CLF, and have already begun to use it in further experiments to probe the atomic structure of materials in [extreme conditions](#) and in studying antimatter and quantum physics.

The data gathered during the optimisation process also provided new insight into the dynamics of the [laser](#)-plasma interaction inside the accelerator, potentially informing future designs to further improve [accelerator](#) performance.

More information: R. J. Shalloo et al. Automation and control of laser wakefield accelerators using Bayesian optimization, *Nature Communications* (2020). [DOI: 10.1038/s41467-020-20245-6](https://doi.org/10.1038/s41467-020-20245-6)

Provided by Imperial College London

Citation: Artificial intelligence improves control of powerful plasma accelerators (2020, December 11) retrieved 23 May 2024 from <https://phys.org/news/2020-12-artificial-intelligence-powerful-plasma.html>

<p>This document is subject to copyright. Apart from any fair dealing for the purpose of private study or research, no part may be reproduced without the written permission. The content is provided for information purposes only.</p>
--