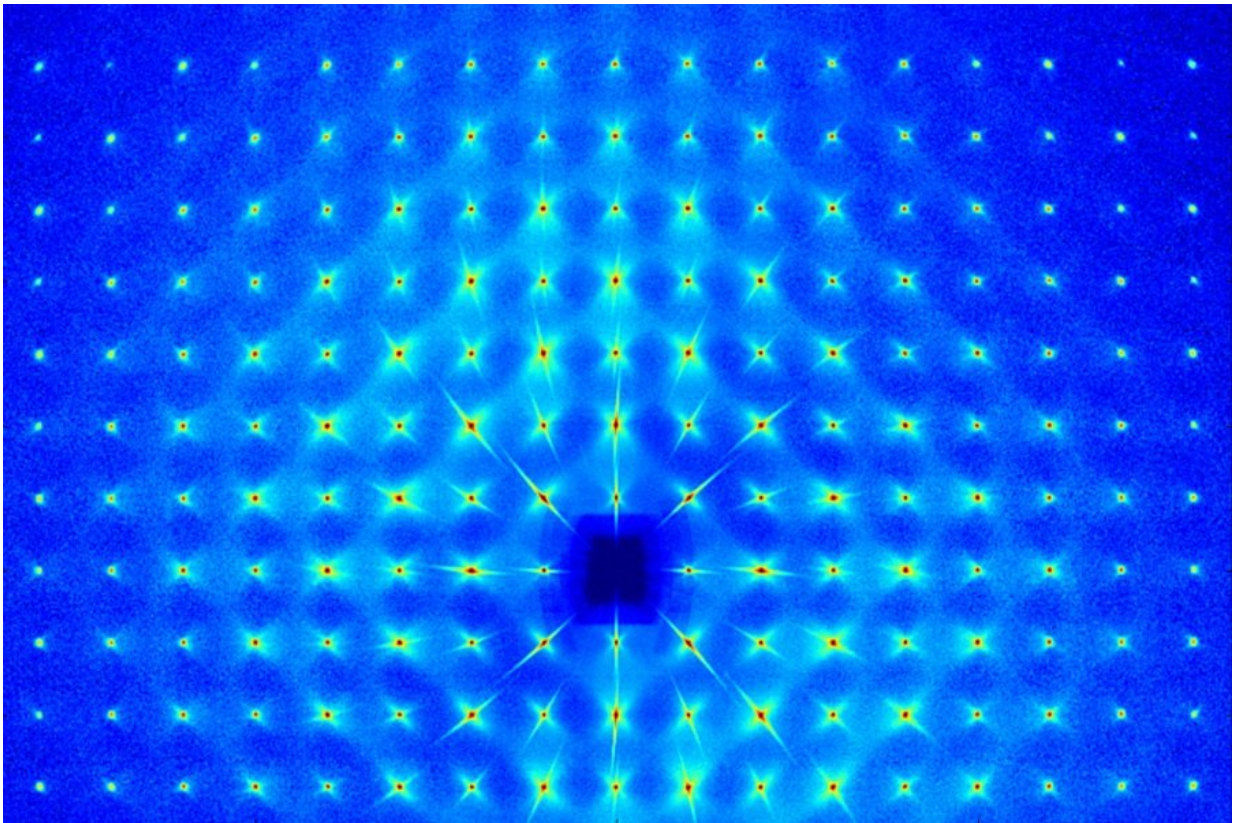


# Scientists answer long-held questions about relaxor ferroelectrics

July 20 2018

---



This shows the X-ray diffuse scattering that helped Argonne scientists and their collaborators start to answer long-held questions about relaxor ferroelectrics, a technologically important class of materials. Credit: Argonne National Laboratory

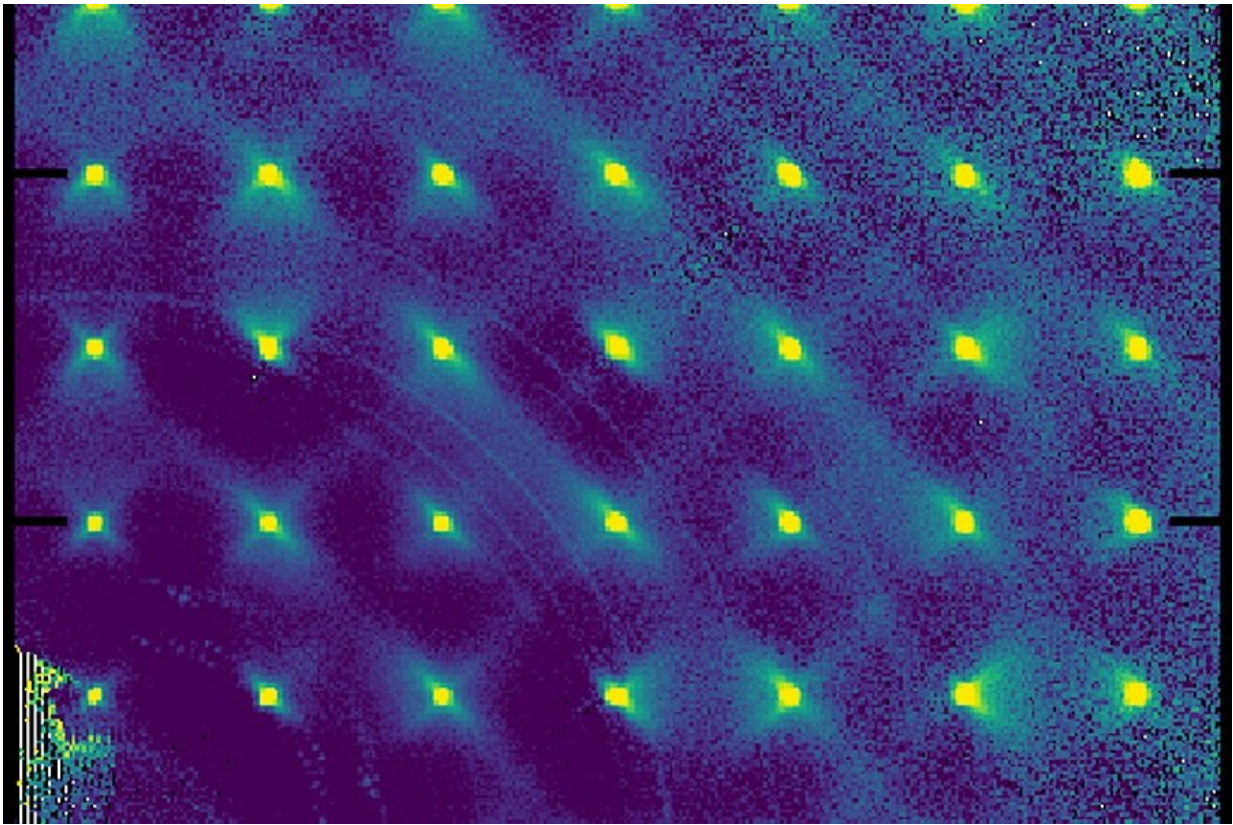
The properties of a solid depend on the arrangement of its atoms, which

form a periodic crystal structure. At the nanoscale, arrangements that break this periodic structure can drastically alter the behavior of the material, but this is difficult to measure. Recent advances by scientists at the U.S. Department of Energy's (DOE) Argonne National Laboratory are starting to unravel this mystery.

Using state-of-the-art neutron and synchrotron X-ray scattering, Argonne scientists and their collaborators are helping to answer long-held questions about a technologically important class of [materials](#) called relaxor ferroelectrics, which are often lead-based. These materials have mechanical and electrical properties that are useful in applications such as sonar and ultrasound. The more scientists understand about the internal structure of relaxor ferroelectrics, the better materials we can develop for these and other applications.

The dielectric constants of relaxor ferroelectrics, which express their ability to store energy when in an [electric field](#), have an unusual dependence on the frequency of the field. Its origin has long been a mystery to scientists. Relaxor ferroelectrics can also have exceedingly high piezoelectric properties, which means that when mechanically strained they develop an internal electric field, or, conversely, they expand or contract in the presence of an external electric field. These properties make relaxor ferroelectrics useful in technologies where energy must be converted between mechanical and electrical.

Because lead is toxic, scientists are trying to develop non-lead-based materials that can perform even better than the lead-based ferroelectrics. To develop these materials, scientists are first trying to uncover what aspects of the relaxor [ferroelectric](#)'s crystal structure cause its unique properties. Although the structure is orderly and predictable on average, deviations from this order can occur on a local, or nanoscale level. These breaks in the long-range symmetry of the overall structure play a crucial role in determining the material's properties.



This shows the asymmetry of the butterfly-shaped scattering, which Argonne scientists found was strongly correlated with piezoelectric behavior. Credit: Argonne National Laboratory

"We understand the long-range order very well, but for this experiment we developed novel tools and methods to study the local order," said Argonne senior physicist Stephan Rosenkranz.


Scientists from Argonne and the National Institute of Standards and Technology, along with their collaborators, studied a series of lead-based ferroelectrics with different local orders, and therefore different properties. Using new instrumentation designed by Argonne scientists that is able to provide a much larger and more detailed measurement



than previous instruments, the team studied the diffuse scattering of the materials, or how the local deviations in [structure](#) affect the otherwise more orderly scattering pattern.

Previous researchers have identified a certain diffuse scattering pattern, which takes the shape of a butterfly, and associated it with the anomalous dielectric properties of relaxor ferroelectrics. When Argonne scientists analyzed their experimental data, however, they found that the butterfly-shaped scattering was strongly correlated with piezoelectric behavior.

"Now we can think about what kind of local order causes this butterfly scattering, and how can we design materials that have the same structural features that give rise to this effect," said Argonne physicist Danny Phelan.



This shows other diffuse scattering features, which are due to interactions that compete with those giving rise to the butterfly scattering. Credit: Argonne National Laboratory

As for the real cause of the anomalous dielectric properties, the scientists propose that it arises from competing interactions that lead to "frustration" in the material.

The new discoveries stemmed from the scientists' use of both neutron scattering and X-ray scattering. "There is invaluable complementarity to using both of these techniques," said Phelan. "Using one or the other doesn't give you the whole picture."

The scientists will use these discoveries to inform models of relaxor ferroelectrics that are used to develop new materials. Future experiments will further illuminate the relationship between local order and material properties.

**More information:** M. J. Krogstad et al, The relation of local order to material properties in relaxor ferroelectrics, *Nature Materials* (2018).

[DOI: 10.1038/s41563-018-0112-7](https://doi.org/10.1038/s41563-018-0112-7)

Provided by Argonne National Laboratory

Citation: Scientists answer long-held questions about relaxor ferroelectrics (2018, July 20) retrieved 10 April 2024 from

<https://phys.org/news/2018-07-scientists-long-held-relaxor-ferroelectrics.html>

This document is subject to copyright. Apart from any fair dealing for the purpose of private study or research, no part may be reproduced without the written permission. The content is provided for information purposes only.