


Ultrathin and flat graphene metalenses gain more properties

November 27 2017



Comparison between conventional lenses and metalenses for terahertz (THz) radiation. Metalenses are ultrathin (around 25 micrometers in thickness) and also very flat compared with conventional ones. Credit: Institute for Basic Science

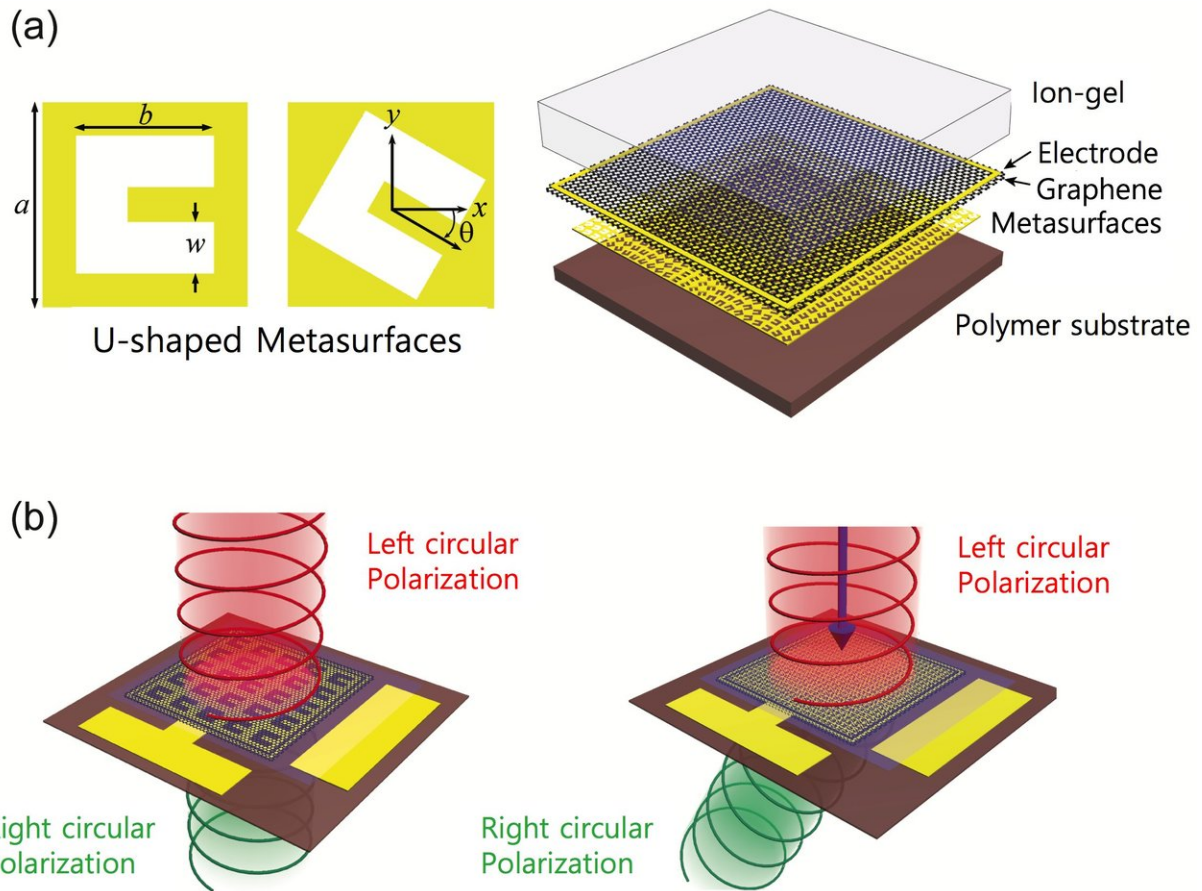
On the quest for miniaturization, scientists at the Center for Integrated Nanostructure Physics, within the Institute for Basic Science (IBS, South Korea), in collaboration with researchers from the University of Birmingham and the Korea Advanced Institute of Science and Technology (KAIST), develop credit card-thick, flat lenses with tunable features. These optical devices, made of graphene and a punctured gold surface, could become optical components for advanced applications,

such as amplitude tunable lenses, lasers (i.e. vortex phase plates), and dynamic holography.

Metasurfaces are new 2-D materials that can effectively control the electric and magnetic components of [light](#) (and other electromagnetic waves) and bend them to bespoke directions. Controlling the beam's direction can bring out interesting phenomena; the most incredible being the "invisibility cloak effect", where light waves bypass an object recreating the image beyond the object, as flowing water in a river would bypass a stone.

Published in *Advanced Optical Materials*, the study presents the properties of a metasurface which works as a convex lens. Specifically, it is made of a gold sheet pierced with micrometer-sized U-shaped holes and covered with graphene. As the shape of common convex lenses allows light to be concentrated on a spot (or focus), think about a magnifying glass which can concentrate a [light beam](#) and even start a fire, so the particular pattern of the tiny apertures of the metalenses works by focusing the incoming beam.

In addition, these microholes can also change light polarization. While natural light is generally unpolarized before being reflected, the team used circularly polarized waves, that is a light beam where the direction of the electric field is corkscrew spiraling. This metalens can convert the left-circular polarization wave (going counterclockwise if seen straight in front) to right-circular polarization (clockwise). The researchers managed to obtain a conversion rate of 35 percent. Converting circular polarization could be useful in a number of fields, for example biosensing and telecommunications.



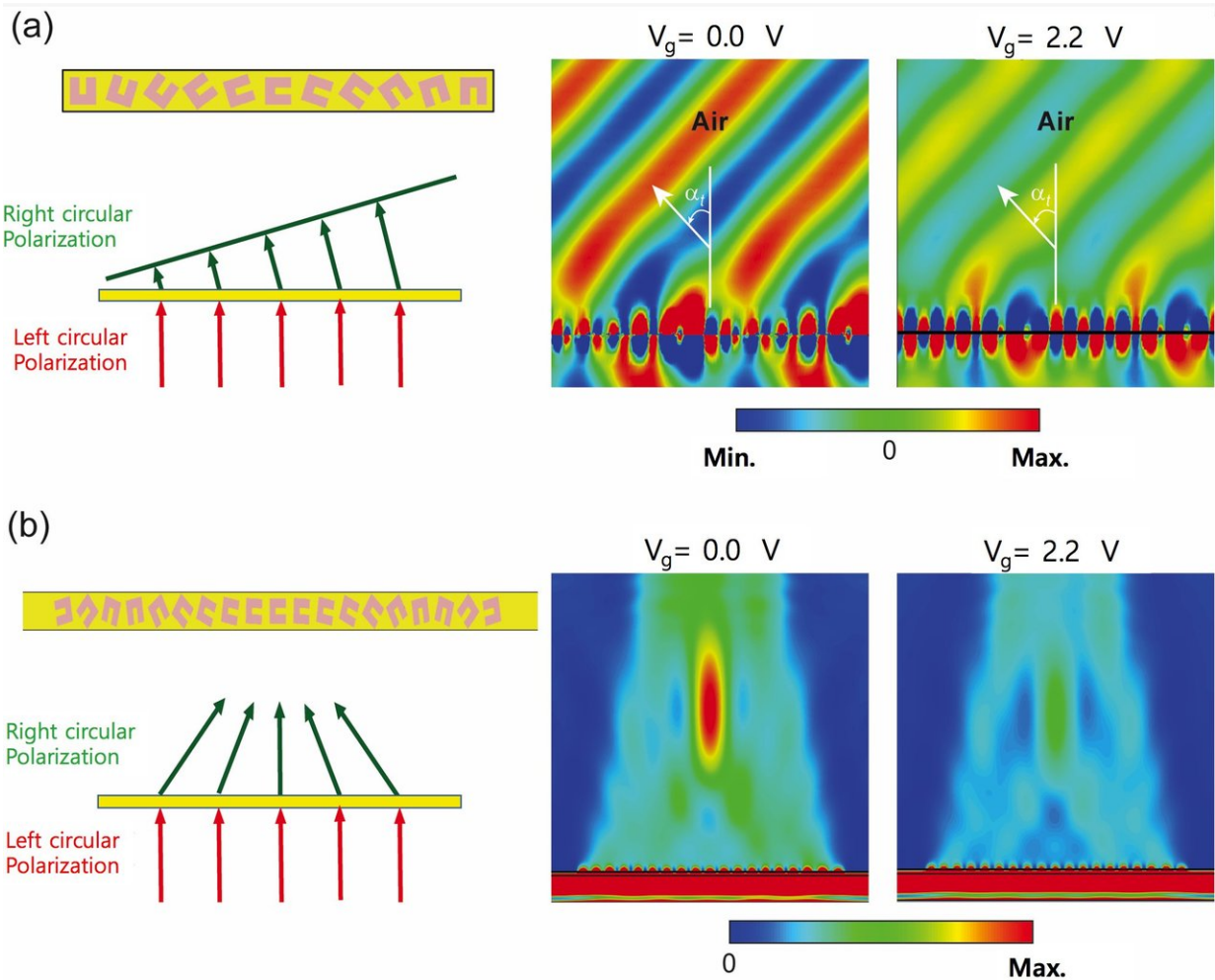
Metallenses' features. a) The metalenses are made with an atom-thick graphene sheet and a gold thin surface with tiny U-shaped holes. b) The device can convert the circular polarization of the erahertz wave from left to right. Moreover, by rotating the holes' pattern, the beam (or wave) can be bent it to the desired angle. Credit: Institute for Basic Science

In order to control even more properties, the scientists took advantage of graphene's unique electronic features and used them to tune the output beam's intensity or amplitude. Here graphene plays the role of the exposure of a camera. In the case of the camera, a mechanical control allows a certain shutter's opening time and size to determine the amount of light entering the instrument. These metalenses instead, regulate the

exposure via an electric tension applied to the graphene sheet, without the need for bulky components. When voltage is applied to the graphene layer, the output beam becomes weaker. "Using metalenses, you can make microscopes, cameras, and tools used in very sensitive optical measurements, much more compact," says Teun-Teun Kim.

The metalenses were designed for a type of electromagnetic wave, which falls in-between infrared radiation and [microwave radiation](#), called terahertz radiation. This type of radiation can pass through some materials (like fabrics and plastics), but at a shorter depth than microwave radiation, for this reason it is employed for surveillance and security screening.

"While conventional optical lenses have a thickness of several centimeters to several millimeters, this metalens is just a few tens of micrometers thick. The intensity of the focused light can be effectively controlled and it could find useful applications in ultra-small optical instruments," says Teun-Teun Kim.



The function of the U-shaped pattern and graphene is to concentrate the beam's direction and modulate signal intensity. Different U-shaped hole pattern on the metasurface create a striped (a) and a focalized (b) beam output. In b) the beam is concentrated to a small area (red spot), in the same way as a magnifying glass focuses light on a specific point. Moreover, by applying a gated voltage (2.2 V) on graphene, the output beam intensity becomes weaker. Graphene function could be compared to the exposure of a camera. Credit: Institute for Basic Science

More information: Teun-Teun Kim et al. Amplitude Modulation of

Anomalously Refracted Terahertz Waves with Gated-Graphene Metasurfaces, *Advanced Optical Materials* (2017). DOI: [10.1002/adom.201700507](https://doi.org/10.1002/adom.201700507)

Provided by Institute for Basic Science

Citation: Ultrathin and flat graphene metalenses gain more properties (2017, November 27)
retrieved 24 April 2024 from
<https://phys.org/news/2017-11-ultrathin-flat-graphene-metalenses-gain.html>

This document is subject to copyright. Apart from any fair dealing for the purpose of private study or research, no part may be reproduced without the written permission. The content is provided for information purposes only.