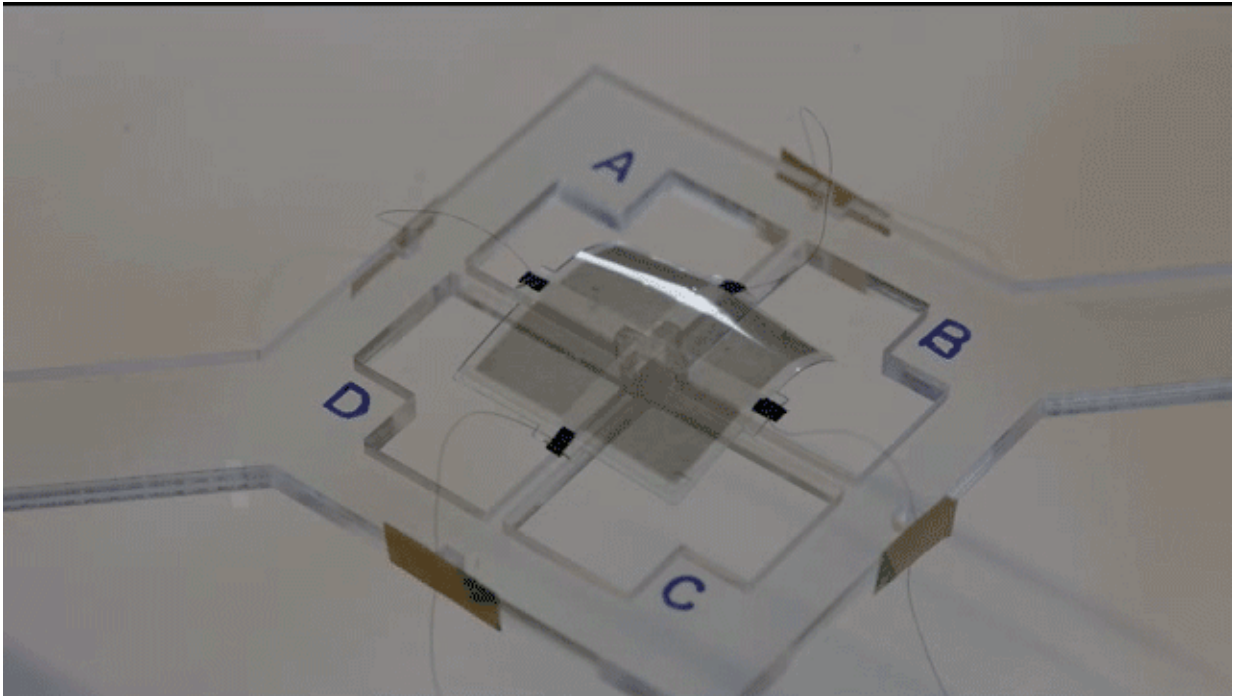


Artificial muscle for soft robotics: Low voltage, high hopes

July 21 2016



This soft muscle can move with low amounts of electricity. This type of actuator could be used in everything from wearable devices to soft grippers, laparoscopic surgical tools, entirely soft robots or artificial muscles in more complex robotics. Credit: Mishu Duduta/Harvard SEAS


Soft robots do a lot of things well but they're not exactly known for their speed. The artificial muscles that move soft robots, called actuators, tend to rely on hydraulics or pneumatics, which are slow to respond and

difficult to store.

Dielectric elastomers, soft materials that have good insulating properties, could offer an alternative to pneumatic actuators but they currently require complex and inefficient circuitry to deliver [high voltage](#) as well as rigid components to maintain their form—both of which defeat the purpose of a soft robot.

Now, researchers at the Harvard John A. Paulson School of Engineering and Applied Sciences (SEAS) have developed a [dielectric](#) elastomer with a broad range of motion that requires relatively low voltage and no rigid components. They published their work recently in *Advanced Materials*.

"We think this has the potential to be the holy grail of [soft robotics](#)," said Mishu Duduta, a graduate student at SEAS and first author of the paper. "Electricity is easy to store and deliver but until now, the electric fields required to power actuators in soft robots has been too high. This research solves a lot of the challenges in soft actuation by reducing actuation voltage and increasing energy density, while eliminating rigid components."



An artificial muscle built from a sandwich of soft, stretchable elastomers and carbon nanotubes electrodes. This type of actuator could be used in everything from wearable devices to soft grippers, laparoscopic surgical tools, entirely soft robots or artificial muscles in more complex robotics. Credit: Peter Allen/Harvard SEAS


Duduta co-authored the paper with Robert Wood, the Charles River Professor of Engineering and Applied Sciences and David Clarke, the Extended Tarr Family Professor of Materials.

In building a new dielectric elastomer, the team combined two known materials that worked well individually—an elastomer based on one developed at UCLA that eliminated the need for rigid components and an electrode of carbon nanotubes developed in the Clarke Lab. The

complementary properties of these two materials enabled the new device to outperform standard dielectric elastomer actuators.

Most dielectric elastomers have limited range of motion and need to be pre-stretched and attached to a rigid frame. Starting with an elastomer that doesn't need to be pre-stretched, developed by researchers at UCLA, the modified materials begin as liquids and can be cured rapidly under UV light to produce paper-thin sheets. They are sticky—like double-sided tape—so they can adhere well to each other, and to the electrodes.

For the electrodes, the team replaced carbon grease, which is typically used as an electrode in dielectric elastomers, with a mat of thin carbon nanotubes. The nanotubes neither increase the stiffness of the elastomer nor decrease the energy density—meaning the elastomer can still stretch and provide significant force. The team fabricated the elastomers one on top of the other, creating a multilayer sandwich of elastomer, electrode, elastomer, electrode and so on. In this way, each electrode gets double usage, powering the elastomer above and below.



An artificial muscle built from a sandwich of soft, stretchable elastomers and carbon nanotubes electrodes. This type of actuator could be used in everything from wearable devices to soft grippers, laparoscopic surgical tools, entirely soft robots or artificial muscles in more complex robotics. Credit: Peter Allen/Harvard SEAS

"The voltage required to actuate dielectric elastomers is directly related to the thickness of the material, so you have to make your dielectric elastomer as thin as possible," said Duduta. "But really thin elastomers are flimsy and can't produce force. A multilayer elastomer is much more robust and can actually provide significant force." "The significance of this work is that the combination of materials and processing enables two of the current technical limitations of dielectric elastomers—the need for high voltage and pre-stretch—to be overcome," said Clarke.

This type of actuator could be used in everything from wearable devices to soft grippers, laparoscopic surgical tools, entirely soft robots or [artificial muscles](#) in more complex robotics.

"Actuation is one of the most difficult challenges in robotics," said Wood. "The vast majority of existing robots rely on conventional electromagnetic rotary motors. In cases where we cannot use such motors, for example in soft robots, there are few alternatives for high performance actuation. This breakthrough in electrically-controlled soft actuators brings us much closer to muscle-like performance in an engineered system and opens the door for countless applications in soft robotics."

Provided by Harvard John A. Paulson School of Engineering and Applied Sciences

Citation: Artificial muscle for soft robotics: Low voltage, high hopes (2016, July 21) retrieved 3 May 2024 from <https://phys.org/news/2016-07-artificial-muscle-soft-robotics-voltage.html>

This document is subject to copyright. Apart from any fair dealing for the purpose of private study or research, no part may be reproduced without the written permission. The content is provided for information purposes only.
